



DOUBLE CUSTOM IRON INSERT DOOR GLASSES

INSTALLED

CODE: CDED | ORD156

DESCRIPTION:

Double custom iron insert door with glass installed. It comes complete and ready to install, prehung on its frame and including beautiful casing on both sides #ORD156

Overall Dimension: 64" w x 96" h
Material: Mahogany Wood

This item is located in our East Coast Location in Jersey City, New Jersey



"If you have any questions about this item, please contact us. We can provide detailed information and additional images".

HOW TO MEASURE YOUR DOOR

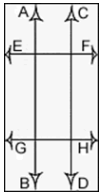
There are 2 ways to measure for your door.
The third is for prehung door units.

- EXACT DOOR SIZE::

If your door opening is square and you are certain of the exact size of the door you need to accommodate your opening, you can simply supply us with the height and width measurements of the door size you want below. Keep in mind that your doors will be exactly to this size with no subtractions from the height or width.

- FINISHED OPENING SIZE:

If you have an older home in which the threshold or door opening may be out of square, you need to take the measurement of the finished opening. From the exact position where the door will be hung within the jamb take the following 4 measurements shown by the chart below. Your door will be made approximately $\frac{3}{16}$ " smaller on the width then $\frac{1}{4}$ " smaller on the height of these measurements which will minimize the amount of trimming (if any) you or your builder will have to perform during installation.



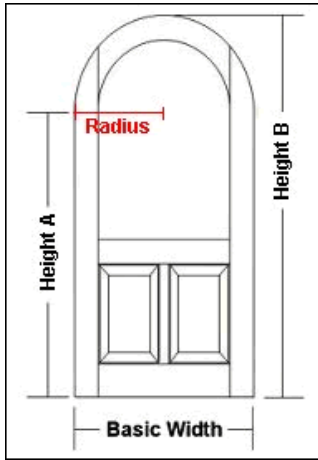
Your Door Opening:

There are four simple measurements to be taken:
To determine the size of your door you will need to measure the opening into which the door will go from wood frame to wood frame by taking four simple measurements illustrated in the Door Chart.
A - B ?
C - D ?
E - F ?
G - H ?

- ROUGH OPENING SIZE:

For pre-hung doors and entire entrance units requiring a jambs or frames, we need the measurements of your rough opening. Rough opening measurements are taken from the inside of the framing lumber, both horizontally and vertically. It is easiest to do this when there is no door installed. If a pre-hung door or entrance unit occupies the current rough opening and is being replaced, the rough opening measurement can also be taken by removing any necessary moldings which may be preventing one from seeing the actual lumber frame surrounding the door. You can fill in your rough opening size in the blanks below.

- HOW TO MEASURE FOR YOUR ARCH OR ROUND TOP DOOR:



Measuring for arch and round top doors is more involved than with standard squared doors.

- 1. First take your standard width measurement.
- 2. Then you must measure your height from the bottom up to the beginning of the arch (Height A).
- 3. Then measure the height from the bottom to the peak of the arch in the very middle (Height B).
- 4. Radius: For true round top doors the radius is half the door width, for Arch top doors the radius will be larger. If you know the radius you can just send us the measurement.

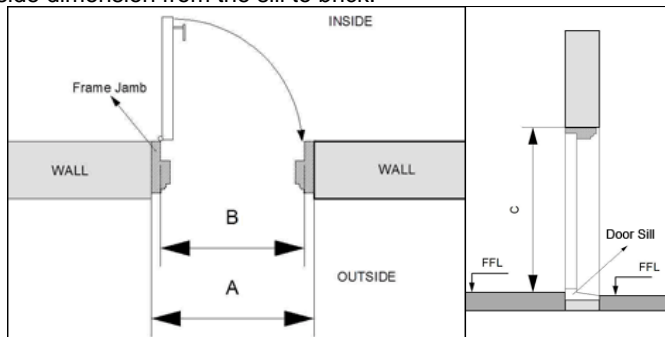
If uncertain you will need to make an exact pattern. Use cardboard or poster board to trace simple but precise pattern of the arched or round top opening. Trace arch at the location on your existing jamb where arched top of screen door occupies when in the closed position.

The pattern will need to be mailed to us. This will insure that you door will fit precisely into your existing opening. Please feel free to contact us. We will be happy to work with you on any of these details.

Note: **Unlike standard square top doors, arch or round top doors must have either permanent glass.

- HOW TO MEASURE FOR YOUR PRE-HUNG DOOR:

- A ? Overall dimension from brick to brick.
 B ? Door width dimension.
 C ? Exact height of inside dimension from the sill to brick.



SHIPPING INFO:

Shipping charges are not included. Each item requires unique shipping arrangements. If you would like to get an estimated shipping quote before ordering you can email or call us, and let us know which items you are interested in and your location. Discounted rates are available if you include several items to ship together. Ask about quotes and special offers. If you get the Amighini Architectural Delivery Service you will need to indicate your availability for delivery dates and times, you will be notified 24 hours prior to delivery. We will ship your items to your front door, we'll just send the truck driver to help you, so make sure you have the assistance needed to move your items into your property. If by any chance you are not present at the moment to receive your delivery, we will not be able to leave your package at that time and you will be charged for a second delivery. Standard delivery time is up to 6 weeks.

- When shipping through 3rd parties; Amighini will provide quotes and make arrangements with shipping companies for our customers, as a courtesy service.
- Amighini's responsibility ends once the items are loaded on the shipper's truck.
- In the event of a problem when receiving the item(s), both the shipping company and Amighini must be informed immediately. A note on the bill of lading briefly describing the problem must be written, and given to the driver.
- No longer than 24 hours after the delivery was completed, the customer needs to submit all the necessary paperwork in order to present a formal claim to the shipping company/insurance company and request compensation. Pictures, copy of bill of lading with handwritten notes, estimates for repairs etc must be submitted. Failure to present documentation on time will invalidate the claim.
- In the event of damage, delays, lost merchandise, etc. Amighini will, if requested, assist our customers with insurance claims, paperwork etc, as a part of our customer service.
- Estimated pick up and arrival times are based on the information the shipping companies provide Amighini at the time of arranging the shipping, or the time of pickup. Amighini is not responsible for any delays or contingencies that may occur before, during or after shipping.
- If preferred, the customer can arrange the pick up and shipping of any items purchased from Amighini. Amighini will provide all the necessary information to the customer to do so. Due to the high volume of shipments, the rates that we get are usually more competitive than what an individual customer can get.
- Each shipping company takes care of their claims according to their own practices and procedures. It may take up to 120 days for resolution depending on the company policy. This is beyond the control of AMIGHINI. During the claim and resolution process we will do our best to keep you updated with the progress of the claim and offer our best customer service.